



# NEWSLETTER

INTERNATIONAL ORGANISATION FOR FORENSIC ODONTO-STOMATOLOGY

Volume 35: No. 2, December 2013



*Plitvice Falls, Croatia*

## Index

Impressum _____	2
Editor's Page _____	3
President's Page _____	4
Report from the I.O.F.O.S. Congress in Florence _____	5
Nigerian Society of Forensic Odontology _____	8
The Society of Forensic Osteology, Odontology & Identificatio (ADOK), Turkey ____	10
Croatian Society of Forensic Stomatology _____	11
Forensic Odontological Research in New Zeland _____	13
Adverse changes to INTERPOL DVI Structure in relation to Forensic Odontology _	18
Meetings in 2014 _____	21

# Impressum

URL: <http://iofos.eu>

## **PRESIDENT OF THE IOFOS**

**Prof. Vilma Pinchi, MD, DDS, PhD, MSc**

Associate Professor of Legal Medicine

Sez.Dip. Medicina Legale

Università di Firenze

L.go Brambilla,1 - 50134 Firenze

Tel +39(0)55415525, Fax +39(0)557947567

## **EDITOR OF THE NEWSLETTER**

**Prof. Hrvoje Brkic, DMD, PhD**

Full Professor of Forensic Dentistry

University of Zagreb

School of Dental Medicine

Department of Dental Anthropology

Gunduliceva 5

HR-10000 Zagreb, Croatia

Phone: +385 1 / 480-2145

Fax: +385 1 / 480-2159

E-mail: [brkic@sfzg.hr](mailto:brkic@sfzg.hr)

WEB: <http://www.hrvojebrkic.net>

## **PROOF READER**

**Dr Zephné Bernitz**

BVSc (Pret)

P.O.Box 1276

Middelburg

Mpumalanga

1050 South Africa

Tel: +27 13 2435266

Fax: +27 13 2826419

E-mail: [bernitz@iafrica.com](mailto:bernitz@iafrica.com)

## Editor's Page



Dear Readers,

At the end of the year we send you a new issue of the IOFOS Newsletter, which is made up of several reports of national associations and detailed reports on IOFOS Congress held in Florence last August.

It was a great international gathering where we all together can meet and exchange their experiences with each other. Scientific and profesional results and experience will certainly contribute to the quality of forensic dentistry. Several common image with IOFOS Congress can find thumb through this issue.

In the year behind us, and according to your reports that you send, we were very active on all continents. The founder of the new associations, a mutual education is performed through courses, workshops, guest lectures and international conferences. I believe that we shall continue during the next year and be a better and more active.

For those of you who want to get published in a newsletter we are very open and free to send your texts until March 31st on e-mail: [brkić@sfzg.hr](mailto:brkić@sfzg.hr)

In order to read us, send your comments and their reports enable regular publishing the Newsletter at the end of this short editorial wants to wish you Happy season holidays and a Happy and healthy of 2014 year.

Yours, **Hrvoje Brkić**

## President's Page



Dear All,

After the last newsletter many things have happened in IOFOS . The most relevant event of this year is certainly the international congress of IOFOS, organized by IOFOS and University of Florence, that took place in Florence at the end of August, where many forensic odontologists coming from all around the world had the opportunity to meet each other. A report of the Congress is included in the newsletter, but allow me to express a great proud for the success of the Congress. IAFS, IALM and Forensic Odontology WG of Interpol officially intervened to the opening ceremony and the conference was a valuable opportunity for IOFOS to strengthen connections with other forensic organizations and different forensic specialists. More than 200 participants, coming from 40 Countries, the highest scientific level of presentations about the latest advancements of research and practice have demonstrated that IOFOS is the largest and the most qualified scientific community of Forensic Odontology.

I would take this opportunity to thank the IOFOS Presidium and the Scientific committee for the support during the congress organization, Patrick Thevissen , Francesco Pradella and Stefano Garatti for the hard work they have done for publishing the JFOS supplement which gathers the Congress abstracts. The JFOS supplement is on-line and the in website of IOFOS a gallery of photos taken during the congress will be available soon.

The next year is quickly approaching with new promises, challenges and appointments, among which the IOFOS sessions scheduled inside the IAFS congress in Seoul, October 2014. During this meeting the General Assembly of IOFOS will be held according to an agenda that will be properly sent within the next April.

May you all have a Merry Christmas with your families and the most prosperous and happy New Year

**Vilma Pinchi**

## Report from the I.O.F.O.S. Congress in Florence

The I.O.F.O.S. and the University of Florence organized the International IOFOS Congress that has been held in Firenze, Italy, 29-31 August at Faculty of Medicine.

More than 200 participants, coming from 40 countries, came to Florence for the meeting and particularly appreciated has been the presence of the attendees of the new member societies of IOFOS as Ukraine, India, Nigeria, Poland, Turkey, Arab Emirates or from Countries that IOFOS hope to see soon as new members of its family, as Argentina, Brazil, Egypt, Indonesia, Lybia, Malaysia, Saudi Arabia, etc. Hopefully the forensic odontologists coming from Countries and Societies traditionally affiliated with IOFOS had the opportunity to establish new connections and IOFOS to widen its horizons.

The opening ceremony has been held in the most famous Salone dei Cinquecento, a beautiful hall in the Palazzo Vecchio, the old building of the rulers of the city in past centuries and now the place of the major of the city.

After the opening presentation of the congress made by the President of IOFOS and of the congress, Prof. Vilma Pinchi, and the Honorary President of the congress, Prof. Gian Aristide Norelli, Prof. Santo Davide Ferrara, the President of IALM (International Academy of Legal Medicine) brought the greetings of the legal medicine community and academy. Dr. Sang Seob Lee from Seoul, Korea, gave a presentation of the next 2014 IAFS meeting in Seoul and of the IOFOS sessions scheduled during this congress. Alain Middleton, the chair of the Forensic Odontology Working Group of Interpol) enlightened the links between IOFOS and the Interpol for the relevant area of forensic odontology inside DVI.

The scientific program consisted of 19 scientific sessions which were dedicated to all the classic field of forensic odontology such as education, qualification, ethics, age estimation, human identification, DVI procedures, bite marks, dental malpractice. The program was fostered by 118 presentations of researchers, forensic odontologists and forensic experts coming from all around the world and a piece of knowledge was built through the presentations of the latest advancements in the main areas of forensic odontology, followed by the extensive and deep discussions which characterized all sessions. Thereby prominent opinions and different experiences have been shared and compared between the attendees and more than

140 authors and 39 chairpeople, included deans at Dental School, University professors, presidents and board members of national and international Associations of Forensic Odontology, chairs and heads of forensic odontology groups, sections or services of Interpol, national polices or military entities, judges, lawyers, experienced private practitioners.

The session on education and qualification included presentations about the different education and qualification of forensic odontologists in different Countries. Even if the role of the forensic odontologist is positively growing in importance and affirmation worldwide, the situation varies from country to country depending on the difference in educational pathways, the laws and regulations.

In the malpractice, litigation and ethics session have been treated many issues such as the alternative dispute resolution procedures, professional liability in the forensic practice and other medico-legal interesting subjects in different fields of daily dental practice.

The session of the congress dedicated to identification has been enriched by many appreciated presentations about dental evidence brought by the odontologist as an expert witness, various techniques of identification of human remains in different circumstances and conditions, anthropometrical and morphological procedures and significant case reports.

As in many other congresses, one other mainstay of all the Forensic Odontology meetings is the age estimation. In the dedicated session of the IOFOS congress many speakers presented methods and procedures, different statistical approaches and new researches about the use of the methods in different ages and ethnic groups, with the use of conventional radiological exams or more sophisticated procedures, such as 3dimensional exams or MRI, or new atlas and software approaches to age estimation.

Sessions dedicated to bite mark have seen relevant presentations about new methods and significant cases from the best researchers and forensic odontologists used to serve as expert witness in this field of forensic odontology. The extensive discussion about the need of rigorous scientific approach and the issues related to reliability of bite mark evidence in Court in different countries offered to attendees a valuable occasion to deepen their knowledge and to compare experiences.

An important number of posters about all the main subjects of forensic odontology has been also presented and very much appreciated.

The attendees to the congress and their families or companions have had the possibility to enjoy the wonderful weather and the many sweetness offered by the city of Firenze. Many attendees and their company have had the possibility to visit the Uffizi museum with a private guide and to visit Palazzo Nonfinito, the wonderful old building where the welcome cocktail was organized.

The gala dinner has been held at Villa Viviani a typical villa on the hills around Firenze, with a marvelous sight of the city. The beautiful garden and hall of the villa were full of attendees distributed in many tables. Italian wine and food made the rest.... Farewell fireworks closed the event.

Lastly, in the lunch at the Limonaia of Stibbert museum, in a splendid location on the top of one of the hill quarters of the center of Firenze, all the attendees have had the possibility to say hello each other and see you soon in the next congress.

The success of the congress in terms of participation of attendees and countries members and the quality and number of the presentations has been considered a great achievement for IOFOS, as an organization, and for forensic odontology as a worldwide renown field of practice and research.

## From the National Societies

### Nigerian Society of Forensic Odontology

The Nigerian Association was formerly launched in 2006, when the First national workshop on Forensic Odontology was organized, prior to this time the body existed loosely. Forensic Dentistry is relatively new in Nigeria, and most Dental schools started introducing the subject into their curriculum only about 15 years ago. In the year 2012 the association formerly applied to join the IOFOS, and the International body haven considered our application accepted us. The Nigerian contingent of four for the first time ever attended the last IOFOS conference in Firenze in August of 2013. The meeting was an eye opener, both formal and informal contacts were made at the conference to seek cooperation in advancing Forensic Odontology in Nigeria.

Presently, another national workshop is been planned for April 2014. The aim of the conference will be to bring together professionals in the field of dentistry and security forces to gain some basic knowledge in forensic odontology, and also to expose the security forces in particular to the role of forensic odontology in crime detection/mass disaster identification effort. Equally, a curriculum is been developed for a PG certificate training mainly for dental and para-dental staff. The course is to be based at the University of Ibadan Nigeria.



Nigerian delegates in the foyer of the conference hall, Firenze. From the right, Prof Jonathan Lawoyin, Prof Vilma Pinchi, Dr Dele Kolude, Dr Bukky Adeyemi. Dr Akin Adisa

## The Society of Forensic Osteology, Odontology & Identification (ADOK), Turkey

Due to the fact that there had not been a single society built on Forensic Anthropology, Identification and Forensic Odontology in Turkey, ADOK attracted considerable attention upon its foundation in 2013. Membership applications for the society are reviewed by its administrative board. Society's official website is under construction and will be operational in the next month. The chairman of the society, Dr. Hüseyin Afşin, board members Dr. Yalçın Büyük, Dr. A. Sadi Çağdır and Dr. Feyzi Şahin participated in Forensic Medicine assistant convention's Forensic Osteology workshops as instructors. Dr. Afşin, organized a workshop for the policemen about the bite marks at the General Directorate of Security Affairs in Ankara. Dr. Afşin and Dr. Çağdır participated in Forensic Society's forensic odontology workshop as instructors. A fully-equipped forensic dentistry laboratory was built in the Council of Forensic Medicine. Workshops about the forensic dentistry are planned to be held in 2014 in collaboration between ADOK and the Council of Forensic Medicine. In 2013, One of the founding members of our society, Dr. Yalçın Büyük was appointed as the president of the Council of Forensic Medicine which is the highest and biggest forensic expertise in Turkey. This appointment will be helpful in our society's activities and in organizing educative workshops.

Dr. Huseyin Afsin PhD

President

## Croatian Society of Forensic Stomatology

On the occasion of 110 years of existence Croatian Dental Society was held in Zagreb fifth International Congress of dentists in the period of 5th to 7th December 2013th. Among the international guests one of the important guests was Professor Vilma Pinchi - President of the IOFOS. Professor Pinchi came at the invitation of the Croatian Society of Forensic Stomatology and gave a lecture to a group of Croatian forensic dentists. All subjects were lecturers in the field of judiciary and legislature, and covered the litigations in Italy and Croatia including risk management in dental practice. During her stay in Zagreb president Pinchi discussed mutual cooperation and research projects for the future.

This year we welcomed Professor Tore Solheim, a forensic odontologist from the University of Oslo, who was a guest of our national association and guest professor of the School of Dental Medicine, University of Zagreb. Professor Solheim held in May a few hours of lectures for students of postgraduate studies. For the duration of the International dental student summer camp that was held in August in Dubrovnik, our guest was John Clement, a world-renowned forensic odontologist from the University of Melbourne.

For of 2014. year the Croatian Association of Forensic Stomatology announces International Symposium forensic dentistry at the end of August as part of the International Symposium on the teeth morphology. About all this in more detail in the next edition of the newsletter or at [www.paleodontology.com](http://www.paleodontology.com) .



Vilma Pinchy with colleagues from Croatian Dental Association in Zagreb,

December 6, 2013

## Forensic Odontological Research in New Zealand

By Jules Kieser

Forensic research at the **Sir John Walsh Research Institute** of the Dental Faculty at the **University of Otago** spans a wide range of topics from the degradation of tooth contained DNA in marine environments to the issues of dental ageing standards in Pacific Island peoples.

Several students have focused on the biomechanical mechanisms that are involved in the bony injuries sustained during child abuse, including the structure and properties of young bone, and the mechanisms of traumatic fracture. Although highly reductionist, this approach has important implications for the forensic interpretation of such injuries, and has led to exciting collaboration with Ricardo de Sousa of the University of Aviero, Portugal, as well as a number of recent publications [Kieser et al., 2013, *Legal Med* 15:193-201; Bradley et al., 2013, *J Mech Behav Biomed Mat* in press).

Active research collaboration continues to enable major scientific breakthroughs by combining different experimental approaches, for example, advanced molecular biology and bitemark analysis. Using the latest high-throughput sequencing techniques, PhD student Darnell Kennedy showed that bacterial DNA amplified from bitemarks and teeth can be usefully employed in bitemark analysis [Kennedy et al., 2013, *PlosOne* 7(12)]



Another highly interactive group is studying the effects of contextual bias in human bitemark analyses. One of the main conclusions to emerge from this body of work, led by the PhD research of Niki Osborne, was that emotional content can affect the judgement of those who use forensic techniques that have a substantial subjective component, such as fingerprint or bitemark analysis.



**Figure 1.** The latest impact machine used to study traumatic fracture in juvenile bone.



**Figure 2** Darnel Kennedy has conducted ground breaking research on bacterial fingerprinting in bitemark analysis.



**Figure 3** Examples of the bite mark mismatches and matches used to study the effect of emotional context on bite mark analyses.

A number of our students study ballistic wounding as well as cranial blood backspatter, from the mechanical basis for temporary cavity formation to mathematical modeling of possible causes of such backspatter. Familiarity of dentists

with the anatomy of the skull and face, have proven to be crucial to this research, which is currently being conducted in collaboration with Michael Taylor of ESR Christchurch and Debra Carr of the University of Cranfield UK. [Kieser et al., 2013, *J Orthopaed Surg Res* 8:15; Carr et al., 2013, *Int J Leg Med* in press; Davidson et al., 2012, *J For Sci* 57:1339-1341; Kieser et al., *For Sci Med Pathol*; 7:322-332].



**Figure 4** The study of ballistic cranial blood backspatter involves high-speed videography, modeling and biomechanical analysis.

Taphonomy provides a focus for forensics where scientists pursue the study of how bodies decompose in different environments. Gemma Dickson's PhD research involved looking at bacterial succession on decomposing pig heads in a marine environment. This exciting research has now expanded to include studies of the overall rates of decomposition of adult and infant pigs in marine environments, as well as finding out how gunshot residues can be recovered from such remains. Again, collaboration between groups enables the progress at multiple levels necessary to understand these processes, and we have been working with Marc

Oxenham of the Australian National University and Maryna Steyn of the University of Pretoria. [Dickson et al., 2012, *For Sci Int* 209:1-10]



**Figure 5** Gemma Dickson's research involved the determination of postmortem interval from cranial remains decomposing at sea.

As can be seen from the foregoing, the **Sir John Walsh Research Institute** offers a unique opportunity for dental researchers to advance their studies in numerous areas of forensic science. We can be contacted through their website: <http://dentistry.otago.ac.nz/staff/juleskieser/research/forensicbiology.html>

# Adverse changes to INTERPOL DVI Structure in relation to Forensic Odontology

By Alain Midlenton

Dear colleagues

During the May 2013 INTERPOL DVI Standing Committee (DVI SC), the Steering Group (DVI SG) made significant changes to the position of the Sciences as they interact within the DVI SG.

**The belief of the Deputy Chair Science, the chairs of the Odontology and Pathology working groups are of the opinion that these changes represent a significant downgrading of the importance of the Sciences within the DVI SG.**

## **Background:**

INTERPOL is a Police organization that has within its structure a DVI Standing Committee and Steering Group. Because DVI is dependent on the Sciences for the 'I' in DVI, the Sciences have until now been successfully and meaningfully incorporated within the DVI SG. The management structure of the DVI SG was such that there was a Chair and 2 deputy chairs --- one Police and the other Science. Whilst the Sciences did not have any voting power nor could ever rise to the position of Chair; the Sciences were represented at the level of management.

## **New Structure:**

Under the new structure the position of Deputy Chair Science [DC(S)] has been removed. The Sciences have been relegated to the lowest level of the SDVI SG. One of the promoters of this change has even stated that the various Scientific groups will

then be available when needed. In other words we will be used on a needs basis presumably at the behest of the Chair. That is the Police will decide the Science.

### **Arguments:**

#### For the new structure. (Police position)

- Because this is a Police organization, a non---scientist cannot rise to the position of 'chair'.
- In the event of the absence of the chair or deputy chair Police, the deputy chair Science could not run the meeting.
- The Chair (a Police person) is absolutely capable of deciding if an issue has or needs any Science input.
- This represents a cleaner streamlined organizational structure.

#### Against the new structure. (Scientists view)

- Yes it is a Police organization and yes the Sciences understand the limitations of positions available to the Sciences.
- The old structure worked very well. There has been absolutely no friction within the group between the Police and the Science representatives. 'If it ain't broke, why fix it'.
- The new structure removes a single point of contact for the Sciences, and potentially divides the different Sciences on any one issue.
- It is fundamentally flawed to allow non---scientists to decide whether and which of the Sciences may be appropriate for a particular issue.
- There is no longer a pathway for the Sciences to input issues and ideas to the SG. I.e. the use of expertise is one way.
- If this model runs for any time the quality and quantum of Scientists will be reduced by lack of interest and where funded by outside organisations, the value questioned and funding removed.
- The vitality and value of the Forensic Odontology meeting within INTERPOL will be reduced.

## **Conclusions:**

The changes were introduced to the SG meeting with no prior discussion with the stakeholders (The Scientists). The SG to the present will not engage in any further discussion.

There was very little discussion and thought within the SG, prior to making the changes.

The SG has adopted the changes and now waits for the DVI SC meeting next May for ratification and adoption, (A rubber stamp process).

**As the Chair of the INTERPOL DVI Odontology working group and current Deputy Chair Science on the SG strongly urge members to think of the longer term implications of these changes, and to consult with other Forensic Odontologists, Scientists and DVI commanders in your jurisdictions and voice your concern.**

Please feel free to contact me for further information and clarifications

Alain Middleton BDS, Dip For Odont. FFOMP RCPA.

E: [alainm@ozemail.com.au](mailto:alainm@ozemail.com.au)

T: +61 411 111 226

P: PO Box 608, Milsons Point 1565 Australia


## Meetings in 2014

### **10th International Course in Forensic Odontology**

#### **Personal Identification by Dental Methods**

June 23th to 28th 2014, Oslo, Norway

Nordic forensic odontology has for many years been well respected for its systematic approach to identification. This has partly been due to that the forensic odontologists being integrated as members of the Identification Commissions.



Academic posts in forensic odontology have further added to the scientific background for the practical work. We want to share with you some of our techniques and experiences.

The International Organisation for Forensic Odonto-Stomatology (IOFOS) and the Nordic Organization for Forensic Odonto-Stomatology (NOFOS) in cooperation with the Institute of Oral Biology, Faculty of Dentistry, University of Oslo, Norway, invite you to a course in personal identification, with special emphasis on dental methods.

Aim of the course:

- to enable the dentist to perform post mortem dental examination and comparison between ante-mortem and post mortem information in single cases as well as in mass disasters
- to enable the dentist to participate in the reconstruction of the identity of a person when comparative identification is not possible
- to enable the dentist to participate in a DVI team after a mass disaster
- to introduce computerized identification programmes

Place:

Institute of Oral Biology, Domus Odontologica, Rikshospitalet, Gaustad, Oslo

Topics:

#### Principles of comparative identification

- Theoretical aspects
- The INTERPOL forms
- Practical work in the mortuary (Institute of Forensic Medicine)
- Obtaining post-mortem dental status of a dead person
- Retrieving relevant information from dental records
- Comparison of ante- and post-mortem data
- Evaluation of similarities and differences
- Formulation of conclusions and summarizing comparable details

#### Principles of reconstructive identification

- Estimation of age, sex, height, race, habits, social status, occupation, etc
- Theoretical aspects
- Practical training
- Contribution to the announcement for a missing person

#### Mass disasters

- Theoretical aspects
- The DVI team
- Computer programs
- DVI System International
- Mock accident

Lecturers:

Dr. Dorthe Arenholt Bindslev, Denmark, [dbindslev@odont.au.dk](mailto:dbindslev@odont.au.dk)

Dr. Helena Ranta, Finland, [helena.ranta@helsinki.fi](mailto:helena.ranta@helsinki.fi)

Dr. Svend Richter, Iceland, [svend@hi.is](mailto:svend@hi.is)

Professor Tore Solheim, Norway, [solheim@odont.uio.no](mailto:solheim@odont.uio.no)

Dr. Sigrid Kvaal, Norway, [skvaal@odont.uio.no](mailto:skvaal@odont.uio.no)

Dr. Anne Vonen, Norway, [anne@vonen.no](mailto:anne@vonen.no)

Professor Håkan Mørnstad, Sweden, [Hakan.mornstad@forodont.se](mailto:Hakan.mornstad@forodont.se)

Information from and application to:


Professor Tore Solheim, Institute for Oral Biology, University of Oslo, PO Box 1052  
Blindern, N-0316 Oslo, Norway.

Telephone: +47-22840378

Mob: +47-41447336

Fax: +47-22840302

E-mail: [solheim@odont.uio.no](mailto:solheim@odont.uio.no)



**16th International Symposium on Dental Morphology  
1st Congress of the International Association for Paleodontology  
August 26 – 30, 2014, Zagreb, Croatia**

• DENTAL MORPHOLOGY • PALEODONTOLOGY • FORENSIC DENTISTRY •

**ORGANIZED BY:**

School of Dental Medicine University of Zagreb  
International Association for Paleodontology  
Croatian Association of Forensic Stomatologists

**Main scientific topics of the meeting:**

- craniofacial development
- dental evolution
- dental genetics
- dental growth
- dental tissues
- forensic dentistry



- dental morphology (including clinical aspects)
- paleodontology (dental bioarchaeology)



**President of the Scientific board**

• Kurt Walt (Mainz, Germany)

**Scientific board members**

- Hrvoje Brkić (Zagreb, Croatia)
- Roberto Cameriere (Macerata, Italy)
- Wendy Dirks (Newcastle, UK)
- Jelena Dumančić (Zagreb, Croatia)
- David W Frayer (Lawrence, USA)
- Eisaku Kanazawa (Matsudo, Japan)
- Thomas Koppe (Greifswald, Germany)
- Tomislav Lauc (Zagreb, Croatia)
- Carlos David Rodriguez-Florez (Manizales, Colombia)
- Ivana Šavić Pavičin (Zagreb, Croatia)
- Mario Šlaus (Zagreb, Croatia)
- Tore Solheim (Oslo, Norway)
- Huw F. Thomas (Boston, USA)
- Marin Vodanović (Zagreb, Croatia)
- Elzbieta Zadzińska (Lodz, Poland)
- Lingxia Zhao (Beijing, China)
- Andrei Zinoviev (Tver, Russia)
- Selma Zukić (Sarajevo, Bosnia and Herzegovina)



**President of the Organising board**

• Marin Vodanović (Zagreb, Croatia)



Early registration until 31 May 2014	
IAPO members	230 EURO
non-IAPO members *	280 EURO
Accompanying persons	140 EURO
Registration after 31 May 2014	
IAPO members	300 EURO
non-IAPO members *	350 EURO
Accompanying persons	210 EURO

\* To apply for lower registration fee, we encourage all participants to register for free IAPO membership (no membership fee), just complete the online membership registration form at [www.paleodontology.com](http://www.paleodontology.com)

The registration fee includes: congress materials, bag and badge; certificate of attendance; refreshments provided during the congress sessions; Zagreb intro tour (guided walking tour); welcome cocktail reception; half-day bus trip to Krapina and the Neanderthal Museum; gala dinner

The official language of the congress is English.  
Abstract submission deadline for oral or poster presentations is 15th April 2014.

[www.paleodontology.com](http://www.paleodontology.com)

